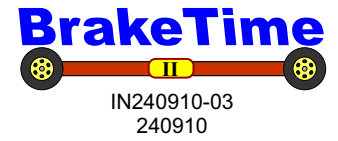




# Truck Tractor System

## Four Sensor PTT/MTT Actuated



The major components used in testing a power unit air brake system are shown. All are included unless otherwise noted. Item appearance is for illustration only. Color and design may differ some from actual components.

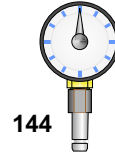

120.1



120.4

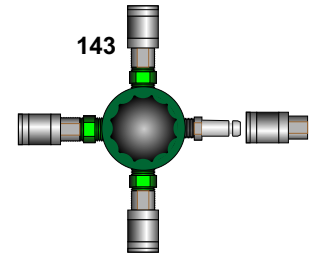


210



144

120.2

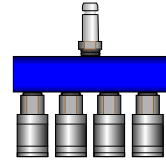


143

120.3



190



### 100 DAQ Box

- 100.1 I/O Box
- 100.2 Power Supply
- 100.3 Extra Fuse

### 120 Computer

- 120.1 Windows Op. System
- 120.2 Surge Protector
- 120.3 Computer Cover
- 120.4 DAQ USB Extension Cable

### 130 Cables & Transducers

- 130.1 \*20' XLR Cables
- 130.3 \*Pressure Color Transducers
- 130.4 20' XLR Cable
- \*Color Coded

### 140 Supply

- 143 Regulator Assembly
- 144 Gauge Assembly

### 180 Chamber Tees (4)

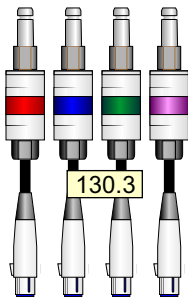
- 181 Chamber Tees
- 182 Tee Swivels

### 230 Remote Cam

- 230.1 USB Web Cam
- 230.2 32' USB Extender Cable

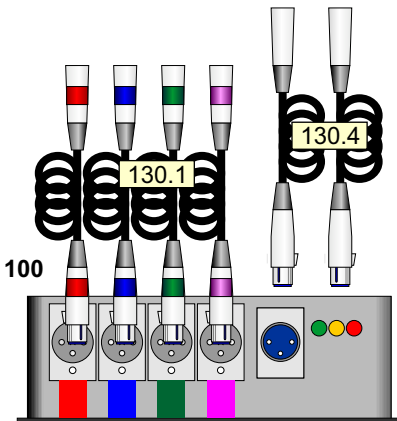
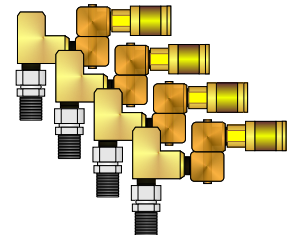
### 160 Fifty Cubic Inch Chamber

- 190 Calibration Manifold
- 210 Motion Switch
- 000 BrakeTime Software



130.3

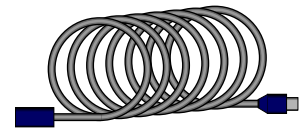
180



130.1

130.4

231



232



160

